

**As you are now the owner of this document which should have come to you for free, please consider making a donation of £1 or more for the upkeep of the (Radar) website which holds this document. I give my time for free, but it costs me money to bring this document to you. You can donate here <https://blunham.com/Radar>**

**Do not upload this copyright pdf document to any other website. Breaching copyright may result in a criminal conviction and large payment for Royalties.**

This document was generated by me, Colin Hinson, from a document held at R.A.F. Henlow Signals Museum which is believed to be out of copyright or Crown Copyright. It is presented here (for free) under the Open Government Licence (O.G.L.) if under Crown Copyright and this version of the document is my copyright (along with the Crown Copyright) in much the same way as a photograph would be. It should be noted that most of the pages are identifiable as having been processed by me. If you believe the original document to be under copyright, please contact me.

The document should have been downloaded from my website <https://blunham.com/Radar>, or any mirror site named on that site. If you downloaded it from elsewhere, please let me know (particularly if you were charged for it). You can contact me via my Genuki email page: <https://www.genuki.org.uk/big/eng/YKS/various?recipient=colin>

**You may not copy the file for onward transmission of the data nor attempt to make monetary gain by the use of these files. If you want someone else to have a copy of the file, point them at the website (<https://blunham.com/Radar>). Please do not point them at the file itself as it may move or the site may be updated.**

---

I put a lot of time into producing these files which is why you are met with this page when you open the file.

In order to generate this file, I need to scan the pages, split the double pages and remove any edge marks such as punch holes, clean up the pages, set the relevant pages to be all the same size and alignment. I then run Omnipage (OCR) to generate the searchable text and then generate the pdf file.

Hopefully after all that, I end up with a presentable file. If you find missing pages, pages in the wrong order, anything else wrong with the file or simply want to make a comment, please drop me a line (see above).

If you find the file(s) of use to you, you might like to make a donation for the upkeep of the website – see <https://blunham.com/Radar> for a link to do so.

*Colin Hinson*

*In the village of Blunham, Bedfordshire, UK.*

No. 7 TELEPRINTER  
WITH PERFORATING ATTACHMENT

*Creed & Company Limited*

TELEGRAPH HOUSE  
CROYDON, ENGLAND

*Telegraphic Address:*  
CREDO, TELEX, CROYDON

*Telephone:*  
CROYDON 2121 (10 lines)

*Telex:* LONDON 8036



## INTRODUCTION AND ORDERING INSTRUCTIONS

**T**HIS Part List has been compiled to assist our customers in identifying and ordering spare parts for the following machines:-

- No. 7 Teleprinter with 'N' type keyboard fitted with Perforating Attachment.
- No. 7 Teleprinter with Commercial Typewriter Keyboard fitted with Perforating Attachment.

When referring to the list, it should be noted that the suffix letters "C.P." indicate "a complete part" which is an assembly of two or more smaller parts. The term "unit" is applied in general, to each distinct section of the mechanism which is mounted on its own sub-base, and may be easily removed as a whole from the machine.

**Note:**— When a part is being ordered, the following information should be given:—

- 1. Part Name.
  - 2. Part Number.
  - 3. Model of Machine.
  - 4. Machine Serial Number.
- } as shown on nameplate.

### Sets of Recommended Spares.

Telegraph communication services frequently impose the difficulty that isolated machines or groups of machines are disposed at widely separated and often remotely located stations, and the holding of an adequate range of spares at locations convenient to the maintenance personnel, even if many items are only occasionally used, is a wise precaution to safeguard against interruption of the service.

If sets of recommended parts are ordered when purchasing new machines, then, at the end of the first year of operation, customers should be in a position to judge from their own experience their future spares requirements and to re-order the requisite quantities of those parts which have been used, before a safe minimum stock figure is reached.

A list of recommended spares for the above machines can be supplied on application.

## CONTENTS

	<i>Page</i>
MODEL 7 TELEPRINTER WITH PERFORATING ATTACHMENT .. ..	2
"N" TYPE KEYBOARD WITH PERFORATING ATTACHMENT .. ..	4
PUNCH BLOCK UNIT 1947/10 .. .. .	6
PUNCH BLOCK HEAD AND FULCRUM C.P. 1947/70 .. .. .	8
ANVIL BRACKET C.P. 1947/130A .. .. .	10
PERFORATOR LINK UNIT S.1976 Gr.3. .. .. .	12
TAPE ROLL HOLDER UNIT S.3743 .. .. .	14
TOOLS .. .. .	16
ACCESSORIES .. .. .	17
NUMERICAL INDEX	




FIG. 1. MODEL 7 TELEPRINTER WITH PERFORATING ATTACHMENT.

*(The keyboard shown is the Type N3 but the Perforating Attachment is equally applicable to the Type N4 & Type CTK Keyboard).*

# MODEL 7 TELEPRINTER WITH PERFORATING ATTACHMENT

(See Fig. 1)

Index Letter	Part No.	Part Name	
		MODEL 7 TELEPRINTER SUB ASSEMBLY.	See Part List 1078.
A.	S.3702	STANDARD FRICTION FEED PAGE ATTACHMENT UNIT	} See Part List 1078.
	S.3704 or	PAGE ATTACHMENT FITTED WITH SPROCKET FEED CARRIAGE	
	S.1847A or	TAPE ATTACHMENT UNIT (WITHOUT END-OF-LINE INDICATOR	
	S.1914 or	TAPE ATTACHMENT UNIT (WITH END-OF-LINE INDICATOR)	} See Part List 1078.
	S.1945E	TYPE C.T.K. KEYBOARD UNIT (WITH PERFORATING ATTACHMENT)	See Page 4.
B.	S2087E	TYPE N3 or N4 KEYBOARD UNIT (WITH PERFORATING ATTACHMENT)	See Page 4.
	PS.4583	Std. 5/16" B.S.F. Screw	} 2 for each machine
	PW.4031	Std. 5/16" Spring Washer	
		(For securing Keyboard Unit)	
C.	S.3743	TAPE ROLL HOLDER UNIT.	See Page 12.
	2869/48	Packing Piece (Between Tape Guard Bracket (R.H.), 2869/55, and Main Base Casting)	
	PS.1769-1	Std. 4 BA Screw	} (2 of each per set) for securing item C to Main Base Unit.
	PW.2025	Std. 4BA Spring washer	
	PW.1009-1	Std. 4BA Washer	
	2869/46	Packing Piece	} Secured between Tape Guard Bracket (L.H.) 2869/51 and Main Base Casting.
	2869/57 or	Packing Piece	
	2869/58 or	Packing Piece	
	PS.2137-1	Std. 6BA Screw	} For securing Tape Guard Bracket (L.H.) to Main Base Casting.
	PW.2037	Std. 6BA Spring washer	
	PW.1013-1	Std. 6BA Washer	
	PW.5205	Special washer (Between Retaining Plate, 2869/50, and Main Base Casting).	
	2869/85	Cover Guide.	
	PS.2077-1	Std. 6BA Screw	} (2 of each per set) for securing Cover Guide C.P., 2869/85, to Main Base Unit.
	PW.2037	Std. 6BA Spring washer	
	PW.1013-1	Std. 6BA Washer	
D.	S.1955A	Dust Cover includes:-	
E.	1837/36	Rubber Foot	} 4 of each per set.
F.	PB.1216	Pillar	
	PW.5080	Packing Washer (4 per foot)	
	PS.1843-1	Std. 4BA Screw	} (4 of each per set) For securing Rubber Feet and Pillars.
	PW.5560	Special Washer	
	PB.4198	Collar	
	PW.5561	Special Washer	
G.	1857/3A	Message Desk and Paper Clip C.P. includes:-	
	PG.3015	Paper Clip Spring	
	PB.1095	Collar	
H.	1837/4	Paper Clip C.P.	
J.	1837/1	Slide Rod.	
	1837/2	Desk Clip (2 per set)	
K.	PS.2063-1	Std. 6BA Screw	
L.	PN.1013-1	Std. 6BA Nut	
M.	PN.1513-1	Std. 6BA Locknut	
	PS.1300-1	Std. 2BA Screw	} (2 of each per set) for securing Item G.
	PW.1005-1	Std. 2BA Washer	
	PS.1691-1	Std. 4BA Screw	} For earthing Dust Cover. (Not visible)
	PW.1009-1	Std. 4BA Washer (2 per set)	
	PW.2026	Std. 4BA Spring washer	
	PN.1009-1	Std. 4BA Locknut	
N.	2860/8	Lamp Glass.	
	2860/10	Lamp Glass Retaining Bracket (Not visible)	
O.	PS.2082-1	Std. 6BA Screw	} (2 of each per set) for securing Lamp Glass assembly.
P.	PW.1013-1	Std. 6BA Washer	
Q.	PN.1013-1	Std. 6BA Nut	
R.	2869/75	Roller Support C.P.	
S.	PS.2061-1	Std. 6BA Screw	} (2 of each per set) for securing Item R.
T.	PW.1013-1	Std. 6BA Washer	
U.	PN.1513-1	Std. 6BA Locknut	
V.	RL.1147	Roller	
W.	PW.1009-1	Std. 4BA Washer	} For retaining Item V.
X.	PW.2026	Std. 4BA Spring Washer	
Y.	PN.1009-1	Std. 4BA Nut	
	2865/6	Pillar C.P. (for front feet of Main Base)	} 2 of each per set (Not visible)
	PS.5627	Shouldered Screw (for securing Pillar C.P.)	
	PS.1479-1	Std. 2BA Screw (2 per set) Keyboard Abutment. Not shown.	




FIG. 2. 'N' TYPE KEYBOARD WITH PERFORATING ATTACHMENT.

*(The keyboard shown is the Type N3 but the Perforating Attachment is equally applicable to the Type N4 & Type CTK Keyboard on No. 7 Teleprinters).*

## TYPES N3, N4 OR CTK KEYBOARD FITTED WITH PERFORATING ATTACHMENT

(See Fig. 2)

Index Letter	Part No.	Part Name	
<b>KEYBOARD, PUNCH BLOCK AND ANVIL BRACKET</b>			
A	S. 2087E	TYPES N3 or N4 KEYBOARD UNIT	See Part List 1047K (2nd edition)
	S. 1945E or 1947/252B	TYPE CTK KEYBOARD UNIT Keyboard Cover (For Type N3 or N4 Keyboard)	See Part List CTK/1078 (2nd edition) Not shown.
	PS. 6850	Special Screw	} For securing Keyboard Cover. (Not shown)
	PS. 5367	Special Screw	
	PW. 1009-1	Std. 4BA Washer (2 per set)	
	1947/202A	Keyboard Cover (For machines without End-of-Line Indicator)	} For Type CTK Keyboard.
	1947/282 or PS. 5367	Keyboard Cover (For machines with End-of-Line Indicator) Special Screw	
	PW. 1009-1	Std. 4BA Washer	Not shown.
	S. 1976	PERFORATOR LINK UNIT	(Not shown. Required when Answer Back Unit is not fitted). See Page 12.
	PS. 1777-1	Std. 4BA Screw	} 2 of each per set for securing Perforator Link Unit.
PW. 2026	Std. 4BA Spring washer		
PW. 5092	Special Washer		
B.	1947/10B	PUNCH BLOCK UNIT	See Page 6.
	1947/130C	ANVIL BRACKET C.P.	See Page 10.
C.	PS. 1354-1	Std. 2BA Screw	} For securing Item C to Keyboard Casting. Not visible.
	PW. 2013	Std. 2BA Spring washer	
	PW. 5053	Special Washer	
	1947/277	Shim (6 maximum)	} For locating item C to Keyboard.
	1947/300	Shim (4 maximum)	
	1947/278A PS. 1694-1	Stop Plate Std. 4BA Screw	
<b>CUTTINGS BOX AND PERFORATOR GUARD</b>			
D.	3785/54	Cuttings Box C.P. includes:-	
	1947/289	Pivot Boss	
	PS. 1717-1	Std. 4BA Screw	} For securing Pivot Boss (2 of each per set)
	PW. 2026	Std. 4BA Spring washer	
	PW. 1009-1	Std. 4BA Washer	
BO. 2914	Latch		
PS. 2063-1	Std. 6BA Screw (2 per set)	for securing Latch.	
E.	1947/295	Cuttings Box Bracket C.P. comprises:-	
	1947/290	Cuttings Box Bracket	
	1947/292	Pivot pin.	
	PW. 1005-1	Std. 2BA Washer	
	PW. 2013	Std. 2BA Spring Washer	
F.	PN. 1505-1	Std. 2BA Locknut	
	2060/176A	Perforator Guard	
	PS. 1696-1	Std. 4BA Screw (3 per set)	for securing item E and item F to item C
	BO. 2915	Spring Clip (retains item D to Keyboard)	
	PS. 2061-1	Std. 6BA Screw	} For securing clip to item C. (2 of each per set)
PW. 2037	Std. 6BA Spring Washer		
PW. 1013-1	Std. 6BA Washer	Not visible.	
<b>TAPE TUBE AND SUPPORTS</b>			
G.	2869/83	Tape Tube C.P. (for Type N Keyboards)	
	2869/99 or	Tape Tube C.P. (for Type CTK Keyboards)	
H.	2869/80	Tape Tube Support (L.H.)	(Details concerning the method of securing this item to the Punch Block (1947/10B) are given on Page 6, items X, Y and Z.
J.	2869/81	Tape Tube Support (R.H.)	
K.	PS. 1757-1	Std. 4BA Screw	} For Type N Keyboards only.
	PW. 2025	Std. 4BA Spring Washer	
	PW. 1009-1	Std. 4BA Washer	
<i>Alternatively:-</i>			
L.	2869/97	Tape Tube Support (R.H.)	
	PS. 2077-1	Std. 6BA Screw	} 2 of each per set } For Type CTK Keyboards only. Not shown.
	PW. 2037	Std. 6BA Spring Washer	
	PW. 1013-1	Std. 6BA Washer	
N.	PS. 1671-1	Std. 4BA Screw	} For securing Tape Tube to Supports on both Type N and Type CTK Keyboard.
	PW. 2025	Std. 4BA Spring Washer	
O.	PW. 1009-1	Std. 4BA Washer	

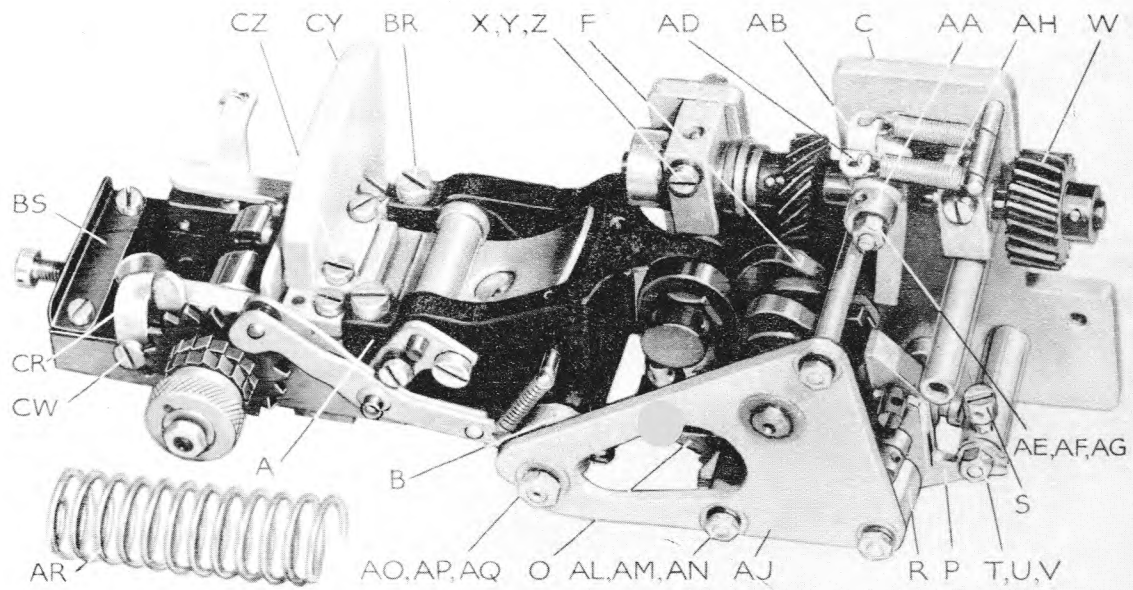


FIG. 3. PUNCH BLOCK UNIT 1947/10.




FIG. 4. PUNCH BLOCK UNIT COMPONENTS.

# PUNCH BLOCK UNIT 1947/10B

(See Figs. 3 and 4)

{ Gr. 1 for Centre Feed Hole  
{ Gr. 2 for Advanced Feed Hole

Index Letter	Part No.	Part Name	
A.	1947/70C	PUNCH BLOCK HEAD AND FULCRUM C.P.	See Page 8.
B.	CS.1064	Set Collar and Screw (for securing item A to item C)	

## BACK PLATE AND CAM MECHANISM

C.	1947/12B	Back Plate C.P. includes:-	
D.	PB.1241	Shouldered Bush	
D1	PP.8612	Flanged pin	
	EC.5055	Eccentric (for positioning item C)	} Not part of Punch Block Unit 1947/10
	PS.1740-1	Std. 4BA Screw (for locking Eccentric)	
E.	1947/51B	Cam Shaft C.P.	
F1	1947/52	Cam C.P. comprises:-	
G.	1947/53	Cam	
H.	860/115F	Pawl (1 only used but sold in pairs)	
J.	PP.7609	Shouldered pin.	
K.	PG.3057	Pawl Spring C.P.	
L.	PW.5199	Shim (6 per set)	} For positioning item F.
M.	PW.5226	Shim (5 per set)	
	PF.1104	Felt plug (2 per set) for cam shaft Bearings. Not visible.	

## DETENT MECHANISM

N.	CS.1044	Set Collar and Screw	
	CS.1043	Set Collar and Screw	
O.	1947/19A	Detent C.P. (L.H.) comprises:-	
O1	1947/20A	Detent Sub C.P.	
O2	1947/25A	Trip Lever	
O3	PS.5721A	Special Screw	} For securing item O2
	PW.2037	Std. 6BA Spring Washer	
	PW.1013-1	Std. 6BA Washer	
O4	EC.1551	Eccentric (for adjusting item O2)	
P.	1947/17A	Detent C.P. (R.H.) comprises:-	
P1	1947/18A	Detent Sub C.P.	
P2	1947/28A	Trip Adjusting Arm	
P3	EC.1551	Eccentric (for adjusting item P2)	
P4	PW.2037	Std. 6BA Spring washer	
	PW.1013-1	Std. 6BA Washer	
P5	PS.5721A	Special Screw	
Q.	PG.7345	Tension Spring (for items O and P)	
R.	PB.4260	Detent Spacing Bush (2 per set)	
S.	PS.5716	Special Screw	
	PN.1513-1	Std. 6BA Locknut For clamping item S. Not shown.	
T.	}	No longer used.	
U.			
V.			

## INTERMEDIATE SHAFT

W.	1947/44	Intermediate Shaft C.P. comprises:-	
W1	1947/45A	Intermediate Shaft	
W2	CS.1067	Set Collar and Screw	
W3	PW.5241	Thrust Washer	
W4	1856/111	Bearing Block C.P. (R.H.)	
W5	PW.5224	Thrust Washer (2 per set)	
W6	1856/113	Ball cage C.P.	
W7	GR.2043	Helical Gear (17 Teeth)	
W8	23926A	Taper pin (2 per set)	
W9	1856/109	Bearing Block C.P. (L.H.)	
W10	GR.2044A	Helical Gear (21 Teeth)	
X.	PS.2221-1	Std. 6BA Screw	} For securing items W4 and W9. PS.2253-1 and items Y and Z also secure item H (page 4) to item C.
	PS.2253-1	Std. 6BA Screw	
Y.	PW.2037	Std. 6BA Spring Washer (3 per set)	
Z.	PN.1013-1	Std. 6BA Nut (2 per set)	

## RETENTION PAWLS

AA	EC.5033A	Eccentric (2 per set)
AB	1947/64A	Retention Pawl C.P. (Rear)
AC		No longer used.
AD	1947/61A	Retention Pawl C.P. (Front)
AE	PW.1013-1	Std. 6BA Washer
AF	PW.2037	Std. 6BA Spring Washer
AG	PN.1013-1	Std. 6BA Nut
AH	PG.7100	Tension Spring (2 per set)

## FRONT PLATE

AJ	1947/41B	Front Plate C.P. includes:-	
AK	PB.1235	Shouldered Bush	
AL	PW.1013-1	Std. 6BA Washer	} 3 of each per set.
AM	PW.2037	Std. 6BA Spring Washer	
AN	PN.1513-1	Std. 6BA Nut	
AO	PW.1009-1	Std. 4BA Washer	
AP	PW.2026	Std. 4BA Spring Washer	
AQ	PN.1509-1	Std. 4BA Locknut	

## PUNCH BLOCK SPRING

AR	PG.5036	Compression Spring (Not part of Punch Block Unit 1947/10)
----	---------	---




FIG. 5. PUNCH BLOCK HEAD SUB C.P.  
1947/91A.

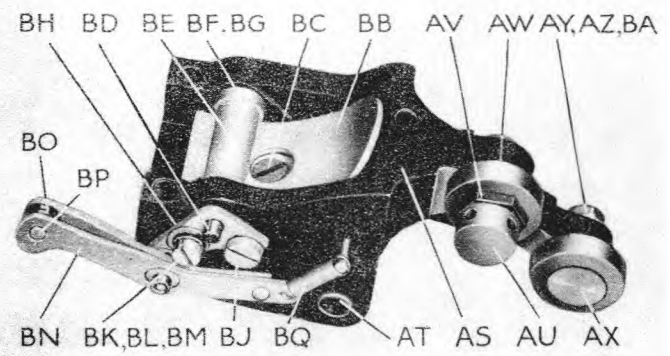


FIG. 6. PUNCH BLOCK FULCRUM C.P.  
1947/72.




FIG. 7. PUNCH BLOCK HEAD C.P. AND PUNCH BLOCK FULCRUM C.P. COMPONENTS.

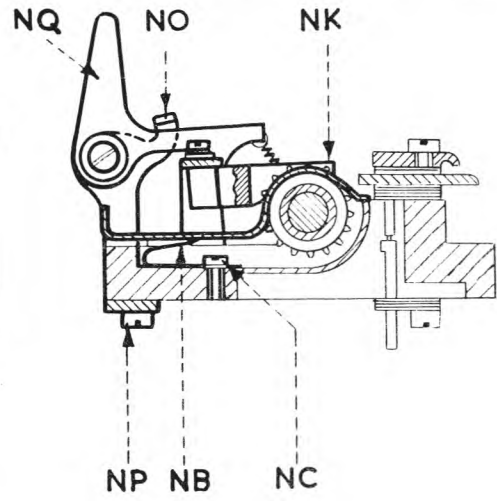
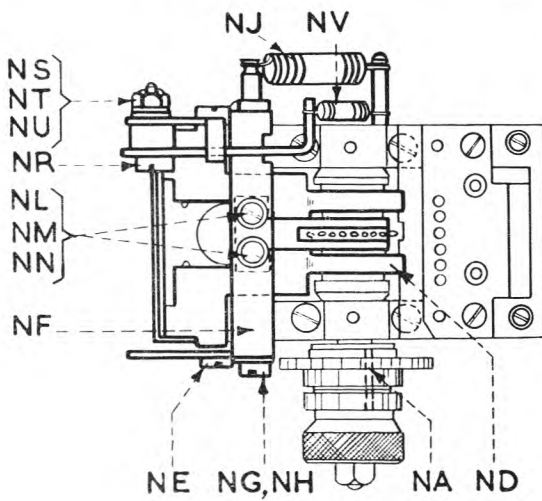


FIG. 7a.

# PUNCH BLOCK HEAD AND FULCRUM C.P. 1947/70C

(See Figs. 3, 5, 6, 7 and 7a)

{ Gr. 1 for Centre Feed Hole  
 { Gr. 2 for Advanced Feed Hole

Index Part No.  
 Letter

Part Name

## PUNCH BLOCK FULCRUM

AS	1947/72A	Punch Block Fulcrum C.P. <i>Comprises machined and enamelled casting with pins driven in and the following replaceable parts:</i>
AT	CT. 100	Oil impregnated parallel Bush (2 per set)
AU	PS. 7022	Special Screw
AV	EC. 5063	Eccentric
AW	PL. 1052A	Roller (2 per set)
AX	PP. 7817	Special Shouldered pin
AY	PW. 1009-1	Std. 4BA Washer
AZ	PW. 2026	Std. 4BA Spring Washer
BA	PN. 1509-1	Std. 4BA Locknut
BB	1947/260	Tape Entry Guide C.P.
BC	PS. 1678-1	Std. 4BA Screw
BD	PP. 7884	Parallel pin
BE	RL. 1118	Flanged Roller
BF	PW. 5507	Shim (.015" thick) 2 per set
BG	PW. 5508	Shim (.005" thick) 4 per set
BH	1947/79	Adjusting Arm C.P.
BJ	EC. 5040	Eccentric (for item BH)
BK	PW. 1013-1	Std. 6BA Washer
BL	PW. 2038	Std. 6BA Spring Washer
BM	PS. 2077-1	Std. 6BA Screw
BN	1947/76	Retention Lever C.P. <i>includes:-</i>
BO	RL. 1049	Roller
BP	PP. 8615	Flanged pin (Pivot for item BO)
BQ	PG. 7074	Tension Spring
BR	PS. 1793-1	Std. 4BA Screw (2 per set) for securing item AS to item BS.

} 2 of each per set  
 for securing item AX.

} For positioning  
 item BE

} for securing item BH

## PUNCH BLOCK HEAD

BS	1947/91D Gr1	Punch Block Head Sub C.P. (for Centre Feed)	} Comprises:-
	1947/91D Gr2 or	Punch Block Head Sub C.P. (for Advance Feed)	
BT	1947/92D	Punch Block Head Casting C.P.	
BU	PP. 6117	Spring Anchor pin	
BV	1947/263A	Tape Feed Spindle C.P. (modified part replaces item BV illustrated in Fig. 7)	
BW		No longer used. (These rollers are now an integral part of item BV)	
BX		No longer used.	
BY	1947/269	Retention Wheel	
BZ	1947/268	Feed Ratchet (2 per set)	
CA	1947/267A	Feed Wheel Knob (Parallel pin PP. 1038 no longer used)	
NA	PP. 6809	Parallel pin (for aligning item BZ) See Fig. 7a.	
CB		} No longer used.	
CC			
CD	PN. 1509-1	Std. 4BA Locknut (for securing BY, BZ and CA)	
CE	1947/239B	Bearing Block R.H. and L.H. (2 per set) For item BV (Parallel pin PP. 1065, no longer used)	
CF	PS. 2125-1	Std. 6BA Screw (4 per set) for securing item CE.	
NB	PG. 2123	Stripper Lift Spring	
NC	PS. 2445-1	Std. 8BA Screw (for securing item NB)	} Shown in Fig. 7a only.
ND	1947/319A	Tape Stripper	
NE	PS. 5636A	Special Screw (2 per set) pivot for item ND	
CG		} No longer used.	
CH			
CJ			
	1947/259B	Die Assembly (Centre Feed)	} Comprises:-
	1947/258B or	Die Assembly (Advanced Feed)	
CK	1947/210C *	Cover Plate	} For Centre Feed
CL	1947/211B *	Die plate (5 per set)	
	1947/236 *	Die plate	
CM	1947/273B *	Tape Guide Plate	
	1947/108C *	Cover Plate	} For Advanced Feed
	1947/109B *	Die plate (5 per set)	
	1947/329 *	Die plate	
	1947/276B *	Tape Guide Plate	
CN	PS. 2125-1	Std. 6BA Screw (2 per set) For securing Die Assembly.	
CO	1947/275	Bottom Guide Plate (Centre Feed)	} 4 per set
	1947/274 or	Bottom Guide Plate (Advanced Feed)	
CP	PS. 2061-1	Std. 6BA Screw (2 per set) For securing item CO.	
CQ	1947/272	Set of Punches	
NF	1947/317A	Tape Guide Frame C.P. (See Fig. 7a)	
CR		} No longer used, replaced by item NF.	
CS			
CT			
CU			
CV			
CW			

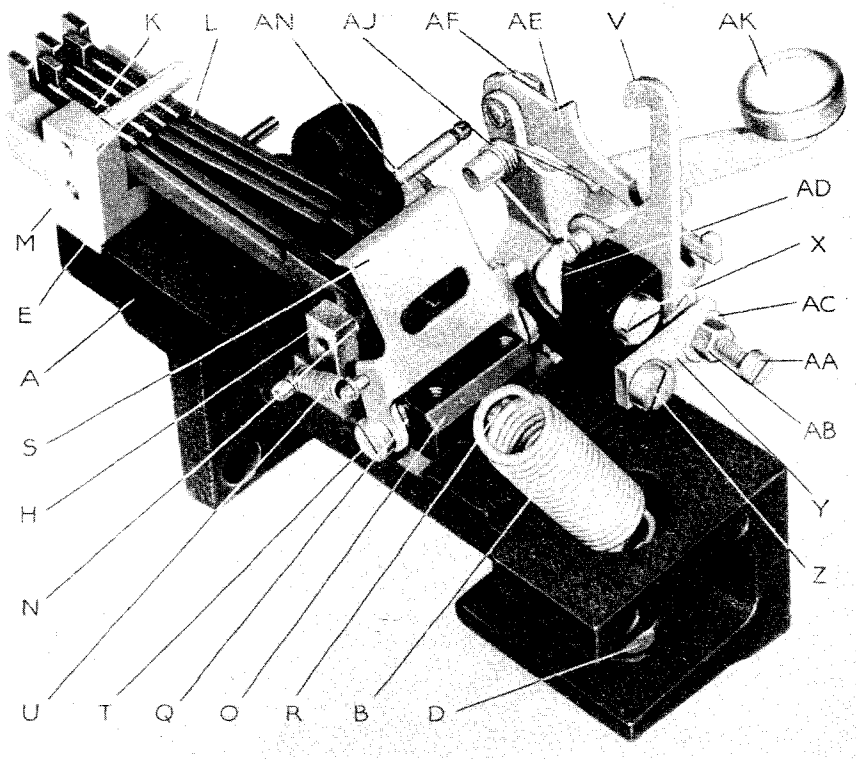


FIG. 8. ANVIL BRACKET C.P. 1947/130A.




FIG. 9. ANVIL BRACKET C.P. COMPONENTS.

**PUNCH BLOCK HEAD AND FULCRUM C.P. 1947/70C CONTD.** { Gr. 1 for Centre Feed Hole  
 (See Figs. 3, 5, 6, 7 and 7a) } Gr. 2 for Advanced Feed H.

\* These parts, although shown separately in Fig. 7, are line reamed on Assembly in our factory. Customers unable to perform this operation should order either of the two C.P.s which comprise the items marked \* wired together.

Index Letter	Part No.	Part Name
NG	PW.5649	Special Washer } 2 of each per set for securing item NF. See Fig. 7a.
NH	PS.5640	Special Screw
NJ	PG.7388A	Tension Spring (for item NF) See Fig. 7a.
NK	1947/323A	Tape Guide See Fig. 7a.
NL	PS.2477-1	Std. 8BA Screw
NM	PW.2050	Std. 8BA Spring Washer } 2 of each per set for securing item NK to NF. See Fig. 7a.
NN	PW.1017-1	Std. 8BA Washer
NO	1947/321	Latch Support
NP	PS.2061-1	Std. 6BA Screw (2 per set for securing item NO) } See Fig. 7a.
NQ	1947/318	Tape Guide Frame Latch C.P.
NR	PS.5637	Eccentric Screw
NS	PW.2037	Std. 6BA Spring Washer } See Fig. 7a.
NT	PW.1013-1	Std. 6BA Washer
NU	PN.1013-1	Std. 6BA Nut
NV	PG.7078	Tension Spring (For item NQ)
CY	3785/22A	Cutting Chute C.P. } These do not form part of 1947/70
	PS.2042-1	Std. 6BA Screw (2 per set) for securing item CY. }

**ANVIL BRACKET C.P. 1947/130C**  
 (See Figs. 8, 9 and 9a)

Index Letter	Part No.	Part Name
<b>BRACKET AND SPRING</b>		
A	1947/132B	Anvil Bracket Casting C.P.
B	PG.7152	Tension Spring
C	1947/217	Spring Adjuster
D	PN.1501-1	Std. OBA Locknut (2 per set) for locking item C.
<b>SELECTOR BARS AND RACKS</b>		
E	1947/234	Rack C.P.
F	PP.1098	Parallel pin (for positioning item E)
G	PS.1717-1	Std. 4BA Screw (for securing item E)
H	1947/137	Anvil Rack C.P.
J	PS.2109-1	Std. 6BA Screw (2 per set for securing item H)
K	1947/156	Selector Bar (Straight) 2 per set
L	1947/158	Selector Bar (Bent) 3 per set
M	PP.5523	Threaded pin (2 per set) for retaining items K and L.

<b>ANVIL</b>		
O	1947/141A	Anvil
P	PS.2125-1	Std. 6BA Screw (2 per set) for securing item O.

<b>PUNCH WITHDRAWING BRACKET</b>		
Q	EC.1558A	Eccentric Threaded Collar
R	PS.2093-1	Std. 6BA Screw (for clamping item Q. Replaces pip-ended Screw PS.6418)
S	1947/143A	Punch withdrawing Bracket C.P.
T	PS.5544A	Shouldered Screw (2 per set) for securing item S.
U	PG.7186	Tension Spring (2 per set) for item S.

<b>FEED PAWL AND ADJUSTMENT</b>		
NA	1947/305	Pivot adjustment Plate C.P.
NB	PS.2061-1	Std. 6BA Screw
NC	PW.2037	Std. 6BA Spring Washer } 2 of each per set for securing item NA. } See Fig. 9a.
ND	PW.1013-1	Std. 6BA Washer
V	1947/150	Feed Pawl C.P.
NE	PS.2061-1	Std. 6BA Screw } for securing item V. }
NF	PW.1013-1	Std. 6BA Washer
W		} No longer used.
X		
Y	1947/304	Pawl Adjustment Plate
Z	PS.1694-1	Std. 4BA Screw (for securing item Y)
AA	PS.5301	Special Screw
AB	PN.1013-1	Std. 6BA Nut } Adjustment for item V.
AC	PW.1013-1	Std. 6BA Washer }

<b>BACK SPACE MECHANISM</b>		
AD	PG.7322	Tension Spring (for item V)
AE		No longer used. Replaced by item NE. See Fig. 9a.
NG	1947/303	Back Space Pawl
	PW.5632	Spacing Collar (Not visible) between item NE and item NG. } See Fig. 9a.
NH	PG.3145	Torsion Spring (for item NE)
NJ	1947/302	Feed Pawl Release Bar
AF	EC.5031	No longer used.
NK	EC.1561	Eccentric (Replaces item AF) See Fig. 9a.




FIG. 10. PERFORATOR LINK UNIT S.1976 GROUP 3.  
(Front View).




FIG. 11. PERFORATOR LINK UNIT S.1976 GROUP 3.  
(Rear View).

## ANVIL BRACKET C.P. 1947/130C CONTD.

(See Figs. 8, 9 and 9a)

Index Letter	Part No.	Part Name
AG	PW.2037	Std. 6BA Spring Washer
AH	PN.1513-1	Std. 6BA Locknut
AJ	PG.3058	Torsion Spring (for item NG)
AK	1947/160B	Back Space Lever C.P. Comprises:-
	1947/161B	Back Space Lever Sub C.P.
	860/184	Keybutton Cap
	860/185	Keybutton Glass
	PL.1401	Key Label
AL		No longer used.
NL	1947/298A	Pivot pin C.P. (See Fig. 9a)
AM	PS.2061-1	Std. 6BA Screw (for securing Pivot pin C.P. 1947/298A)
AN	EC.5034	Eccentric (Stop for item AK)
AO	PS.2125-1	Std. 6BA Screw (for securing item AN)
<b>THROWOUT LEVER</b>		
	1947/147	Throwout Lever C.P.
	PB.1035-1	Special Collar
	PS.2430-1	Std. 8BA Screw
	PG.7029	Tension Spring

} Not shown

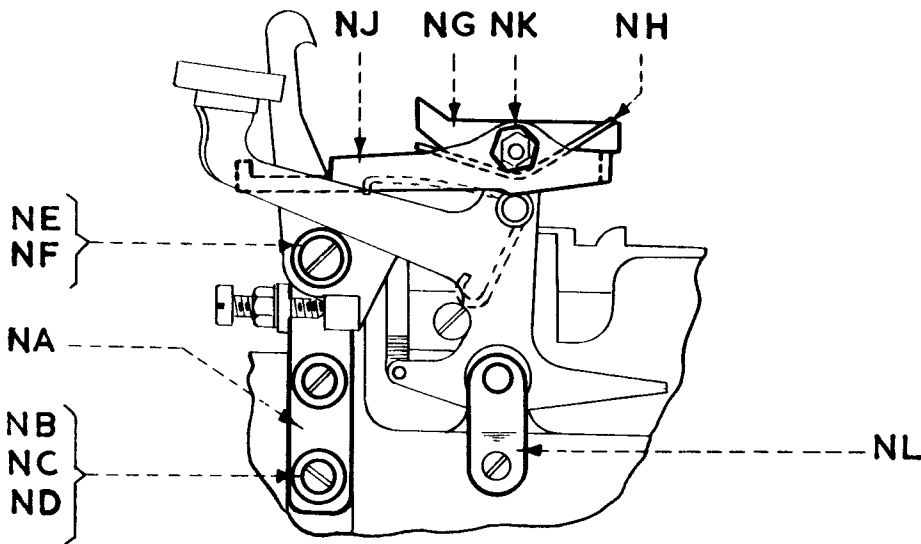


FIG. 9a.

## PERFORATOR LINK UNIT S1976

(See Figs. 10 and 11)

{ Gr. 2 for Type CTK Keyboard  
{ Gr. 3 for Type N3 or N4 Keyboard

Index Letter	Part No.	Part Name
A	1976/1A	Back Plate (for Type N Keyboards)
	1976/3 or	Back Plate C.P. (for Type CTK Keyboard) Not shown.
B	1857/43	Rack C.P. (2 per set)
C	PS.2063-1	Std. 6BA Screw (2 per set) for securing item B.
	1947/249A	Trip Lever and Link C.P. (For Type N Keyboards) comprises:-
D	1947/248	Perforator Trip Bar C.P.
E	1947/33A	Trip Link C.P.
F	PG.7213	Tension Spring (for item E)
G	CS.1011	Set Collar and Screw (for securing item E)
		Alternatively:-
	1947/220A	Trip Lever and Link C.P. (For Type CTK Keyboard) Not shown. Comprises:-
	1947/171	Perforator Trip Bar C.P. (and items E, F and G above)
H	PP.5520	Threaded pin (2 per set)
	2902/1A	Driving Shaft C.P. comprises:-
	1971/81	Coupling C.P. comprises:-
J	1971/82	Coupling Rod
K	1971/83	Coupling Flange
L	PP.6732	Special pin
M	1971/33A	Driving Shaft
N	PP.6758	Taper pin (for securing item K to item M)
O	1856/109	Bearing Block C.P. (L.H.)
P	PP.2043	Grooved pin
Q	1971/84	Thrust Collar




FIG. 12. TAPE ROLL HOLDER (Front View).

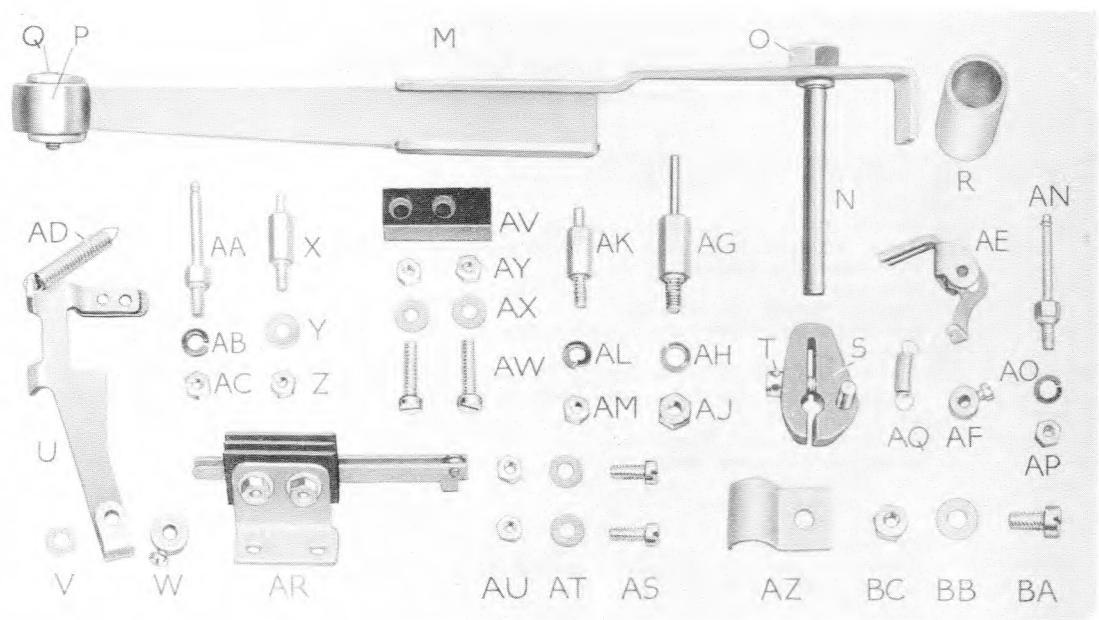


FIG. 13. TAPE EXHAUST ALARM COMPONENTS.

**PERFORATOR LINK UNIT S1976 CONTD.** { Gr. 2 for Type CTK Keyboard  
Gr. 3 for Type N3 or N4 Keyboard  
(See Figs. 10 and 11)

Index Letter	Part No.	Part Name
R	PW.5224	Thrust Washer (2 per set)
S	1856/113	Ball Cage C.P.
T	1971/79	Bearing Block C.P. (R.H.)
U	PW.5262	Special Washer
V	PP.2044	Grooved pin
W	1947/174A	Intermediate Shaft Driving Gear C.P. (30 Teeth)
X	PS.2173-1	Std. 6BA Screw
Y	PW.2037	Std. 6BA Spring Washer
Z	PW.1013-1	Std. 6BA Washer
	1947/203	Transfer Bars (4 per set)
	1947/270	Transfer Bar C.P.

} 3 of each per set for securing Driving Shaft C.P.  
} For Type CTK Keyboard only. Not shown.

**TAPE ROLL HOLDER UNIT S.3743**

(See FIGS. 12 and 13)

Index Letter	Part No.	Part Name
<b>MAIN FRAME AND GUARD</b>		
A	2869/55	Tape Guard Bracket (R.H.)
B	2869/51	Tape Guard Bracket (L.H.)
	2869/49	Tape Wheel Bracket (not visible)
	PS.1708-1	Std. 4BA Screw
	PW.2025	Std. 4BA Spring Washer
	PW.1009-1	Std. 4BA Washer
C	2869/50	Retaining Plate
	PS.1737-1	Std. 4BA Screw
	PW.2025	Std. 4BA Spring Washer
	PW.1009-1	Std. 4BA Washer
D	2869/63	Cover Guide C.P.
E	2869/86	Tape Wheel Guard C.P.
F	PS.1676-1	Std. 4BA Screw
	PW.2025	Std. 4BA Spring Washer
	PW.1009-1	Std. 4BA Washer
G	2869/95	Tape Guard Plate C.P.
H	PS.1680-1	Std. 4BA Screw (4 per set) for securing Item G to Items A and B.
J	PS.1676-1	Std. 4BA Screw
K	PW.1009-1	Std. 4BA Washer
	PN.1009-1	Std. 4BA Nut

} 2 of each per set for securing Tape Wheel Bracket.  
} 2 of each per set for securing Item C.  
} 2 of each per set for securing Item E to Item B.  
} 2 of each per set for securing Item G to Item E.

**TAPE FAILURE ALARM**

L	2869/1, Gr.1	Tape Roll Mounting Plate C.P.
	PS.1678-1	Std. 4BA Screw (3 per set) for securing Item L.
	PS.2061-1	Std. 6BA Screw
	PW.1013-1	Std. 6BA Washer
	PN.1513-1	Std. 6BA Locknut
M	2869/44, Gr.1	Follower Arm C.P., includes:-
N	PP.5534	Follower Arm Pivot
O	PN.1005-1	Std. 2BA Nut
P	2869/23	Tape Roller
Q	PP.1158	Parallel Pin (Pivot for Item P)
R	PB.2061	Sleeve
S	2869/22	Pivot Block C.P.
T	PS.2136-1	Std. 6BA Screw
U	2869/14	Contact Lever C.P.
V	PW.5021	Special Washer
W	CS.1021	Set Collar and Screw (retains Item U)
X	PP.5536	Stop Pin (for Item U)
Y	PW.1013-1	Std. 6BA Washer
Z	PN.1013-1	Std. 6BA Nut
AA	PP.5537	Anchor Pin (for Item AD)
AB	PW.2038	Std. 6BA Spring Washer
AC	PN.1013-1	Std. 6BA Nut
AD	PG.7209	Tension Spring (for Item U)
AE	2869/12	Latch
AF	CS.1011	Set Collar and Screw
AG	PP.5535	Pivot Pin
AH	PW.2025	Std. 4BA Spring Washer
AJ	PN.1009-1	Std. 4BA Nut
AK	PP.5536	Stop Pin (for Item AE)
AL	PW.2038	Std. 6BA Spring Washer
AM	PN.1013-1	Std. 6BA Nut
AN	PP.5537	Anchor Pin (for Item AQ)
AO	PW.2038	Std. 6BA Spring Washer
AP	PN.1013-1	Std. 6BA Nut
AQ	PG.7054	Tension Spring (for Item AE)

} for securing Item X.  
} retain Item AA.  
} for securing Item AG.

## TAPE ROLL HOLDER UNIT S.3743 (contd.)

<i>Index Letter</i>	<i>Part No.</i>	<i>Part Name.</i>	
<b>TAPE FAILURE ALARM CONTACTS</b>			
AR	2869/38	Contact Spring Set C.P.	
AS	PS.2077-1	Std. 6BA Screw	} 2 of each per set for securing Item AR
AT	PW.1013-1	Std. 6BA Washer	
AU	PN.1013-1	Std. 6BA Nut	
AV	2869/33	Buffer Block	
AW	PS.2125-1	Std. 6BA Screw	} 2 of each per set for securing Item AV
AX	PW.1013-1	Std. 6BA Washer	
AY	PN.1013-1	Std. 6BA Nut	
AZ	PK.2062	Cable Cleat	
BA	PS.1687-1	Std. 4BA Screw	} for securing Item AZ
BB	PW.1009-1	Std. 4BA Washer	
BC	PN.1009-1	Std. 4BA Nut	
	2869/37	Tape Exhaust Alarm Cover	
	PS.2045-1	Std. 6BA Screw	} 2 of each per set for securing Cover
	PW.1013-1	Std. 6BA Washer	
<b>TAPE WHEELS (FRONT AND REAR)</b>			
BD	2869/45, Gr.1	Tape Rear Wheel C.P., includes:-	
	2869/67	Tape Boss	
	PS.1676-1	Std. 4BA Screw (4 per set) for securing Tape Boss	
	PP.5546	Tape Wheel Pivot	
	PW.2002	Std. 0BA Spring Washer	
	PN.1001-1	Std. 0BA Nut	
BE	PS.7006	Special Screw (retains Item BD)	
BF	2869/39	Tape Front Wheel C.P., includes:-	
	2869/8	Retention Clip C.P.	
	PG.5059	Compression Spring (2 per set)	
BG	KN.1026	Knurled Screw	} 2 of each per set
	PW.1013-1	Std. 6BA Washer	
	PN.1013-1	Std. 6BA Nut	
<b>TAPE ROLLER COMPONENTS</b>			
BH	RL.1147	Roller	} These parts are common to both upper and lower roller assemblies
BJ	2869/78	Tape Guide (2 per set)	
BK	PP.8841	Flanged Pin	
BL	PN.5038	Special Nut (2 per set)	
BM	PW.2025	Std. 4BA Spring Washer	
BN	PW.1009-1	Std. 4BA Washer (3 per set)	
BO	2869/76	Upper Roller Support	
	PS.1691-1	Std. 4BA Screw	} 2 of each per set for securing Item BO to Item E
	PW.2025	Std. 4BA Spring Washer	
	PW.1009-1	Std. 4BA Washer	
BP	2869/77	Lower Roller Support	
BQ	PS.1687-1	Std. 4BA Screw	} 2 of each per set
BR	PW.2025	Std. 4BA Spring Washer	
BS	PN.1509-1	Std. 4BA Locknut	
BT	PW.1009-1	Std. 4BA Washer (4 per set)	} For securing Item BP.

## TOOLS

Tool kits comprising the following Tools, are supplied if required and are no longer included in the price of a complete machine. When a number of Model 7 Teleprinters with Perforating Attachments are employed at one location, one Tool Kit per machine is not normally necessary, but a smaller number of kits than the number of Teleprinters, sufficient for the personnel who will maintain them. The quantity of kits should be specified when ordering the machines.

TA.1127	1 Pin Spanner C.P.
TA.1008	1 Spring Hook
TA.1011	1 Tommy Pin ( <i>medium</i> )
TA.1019	1 Tommy Pin ( <i>large</i> )
TA.1020	1 Tommy Pin ( <i>small</i> )
TA.1039	1 Spanner 0 BA and 1 BA
TA.1038	1 Spanner 2 BA and 3 BA
TA.1022	2 Spanner 4 BA and 6 BA
TA.1036	1 Spanner 8 BA and 10 BA
TA.1047	1 Spanner 'B' ( <i>for Clutch body</i> )
TA.1048	1 Spanner 'A' ( <i>for Cam Shaft</i> )
TA.1051	1 Spanner 'C' ( <i>for Answer-Back Unit</i> )
TA.1052	1 Hex. Spanner ( <i>for Answer-Back Unit</i> )
TA.1023	1 Pair Special Pliers ( <i>for removing locking rings</i> )
TA.1030	1 Burnisher C.P.
† TA.1034	1 Punch Block Cleaner
TA.1117	1 Fork Stroboscope ( <i>speed 125 v.p.s. for 50 Bauds</i> )
*TA.1049	1 Packing Strip
† TA.1056	1 Punch Lapping Block
TA.1053	1 Screwdriver 3½" x ⅜"
8549	1 Screwdriver 5" x ⅜"
8550	1 Screwdriver 5" x ¼"
8620	2 Oil Can ( <i>Watch pattern</i> )
8199	1 Pair Tweezers
TA.1110	1 Governor Adjusting Clamp
TA.1118	1 Typehead Clamp C.P. ( <i>for dismantling Typehead Clutch</i> )
TA.1123	1 Detent Adjustment Tool

\* Required for Model 7/C.T.K. only.

† Required only for Perforating Attachment.

## ACCESSORIES

These accessories are supplied if required and are not included in the price of a complete machine.

		7/CTK	7/CTK	7/N	7/N
		Page	Tape	Page	Tape
TA.1095	¼ Pint Can No.1 Lubricant	1	1	1	1
TA.1096	¼ Pint Can No.2 Lubricant	1	1	1	1
TA.1097	2 oz. Tin No.4 Lubricant	1	1	1	1
TA.1098	2 oz. Tin No.5 Lubricant	1	1	1	1
8682	Paper, Roll, Code word "ABABY"	1		1	
8191	Tape ( <i>Printer</i> ), Coil, Code word "ABARP"		1		1
8184	Tape ( <i>Parchment</i> ), Coil, Code word "ABAST"	1	1	1	1
	Part List No.1078 ( <i>Nos. 7 and 8 Teleprinters</i> )	1	1	1	1
	Part List No.1947 ( <i>Perforating Attachment</i> )	1	1	1	1
	Instruction Booklet No.78 ( <i>Nos. 7 and 8 Teleprinters</i> )	1	1	1	1
	Instruction Booklet No.47K ( <i>'N' Type Keyboard</i> )			1	1
	Instruction Booklet No.CTK78 ( <i>C.T. Keyboard</i> )	1	1		
	Keyboard Chart } <i>To which the machine</i>	1	1	1	1
	Typehead Chart } <i>is prepared.</i>	1	1	1	1

## NUMERICAL INDEX

<i>Part No.</i>	<i>Part Name</i>	<i>Page</i>	<i>Index Letters</i>	<i>Part No.</i>	<i>Part Name</i>	<i>Page</i>	<i>Index Letters</i>
860/115F	Pawl .. .. .	6	H	1947/236	Die Plate .. .. .	8	CL
/184	Keybutton Cap .. .. .	12	AK	/239B	Bearing Block .. .. .	8	CE
/185	Keybutton Glass .. .. .	12	AK	/248	Perforator Trip Bar C.P.	12	D
1837/1	Slide Rod .. .. .	2	J	/249A	Trip Lever and Link C.P.	12	C
/2	Desk Clip .. .. .	2	J	/252B	Keyboard Cover .. .. .	4	A
/3A	Message Desk and Paper Clip C.P. .. .. .	2	G	/258B	Die Assembly (Advanced Feed) .. .. .	8	CJ
/4	Paper Clip C.P. .. .. .	2	H	/259B	Die Assembly (Centre Feed)	8	CE
/36	Rubber Foot .. .. .	2	E	/260	Tape Entry Guide C.P. ..	8	BB
S1847A	Tape Attachment Unit (with- out End-of-Line Indicator)	2	A	/263A	Tape Feed Spindle C.P.	8	BV
1856/109	Bearing Block C.P. ..	{ 6 12	W9 O	/267A	Feed Wheel Knob .. .. .	8	CA
/111	Bearing Block C.P. ..	6	W4	/268	Feed Ratchet .. .. .	8	BZ
/113	Ball Cage C.P. .. .. .	{ 6 14	W6 S	/269	Retention Wheel .. .. .	8	BY
1857/43	Rack C.P... .. .	12	B	/270	Transfer Bar C.P. .. .. .	14	Z
S1914	Tape Attachment Unit (with End-of-Line Indicator) ..	2	A	/272	Set of Punches.. .. .	8	CQ
S1945E	Type CTK Keyboard Unit	2	B	/273B	Tape Guide Plate .. .. .	8	CM
1947/10B	Punch Block Unit .. .. .	4	B	/274	Bottom Guide Plate (Ad- vanced Feed) .. .. .	8	CO
/12B	Back Plate C.P. .. .. .	6	C	/275	Bottom Guide Plate (Centre Feed) .. .. .	8	CO
/17A	Detent C.P. (R.H.) .. .. .	6	P	/276B	Tape Guide Plate .. .. .	8	CM
/18A	Detent Sub C.P. .. .. .	6	P1	/277	Shim .. .. .	4	C
/19A	Detent C.P. (L.H.) .. .. .	6	O	/278A	Stop Plate.. .. .	4	C
/20A	Detent Sub C.P. .. .. .	6	O1	/282	Keyboard Cover .. .. .	4	A
/25A	Trip Lever .. .. .	6	O2	/289	Pivot Boss .. .. .	4	D
/28A	Trip Adjusting Arm.. .. .	6	P2	/290	Cuttings Box Bracket .. .. .	4	E
/33A	Trip Link C.P. .. .. .	12	E	/292	Pivot pin .. .. .	4	E
/41B	Front Plate C.P. .. .. .	6	AJ	/295	Cuttings Box Bracket C.P.	4	E
/44	Intermediate Shaft C.P. ..	6	W	/298A	Pivot pin C.P. .. .. .	12	NL
/45A	Intermediate Shaft .. .. .	6	W1	/300	Shim .. .. .	4	C
/51B	Cam Shaft C.P. .. .. .	6	E	/302	Feed Pawl Release Bar..	10	NJ
/52	Cam C.P. .. .. .	6	F	/303	Back Space Pawl .. .. .	10	NG
/53	Cam .. .. .	6	G	/304	Pawl Adjustment Plate ..	10	Y
/61A	Retention Pawl C.P. (Front)	6	AD	/305	Pivot Adjustment Plate C.P.	10	NA
/64A	Retention Pawl C.P. (Rear)	6	AB	/317A	Tape Guide Frame C.P. ..	8	NF
/70C	Punch Block Head and Fulcrum C.P. .. .. .	6	A	/318	Tape Guide Frame Latch C.P. .. .. .	10	NQ
/72A	Punch Block Fulcrum C.P.	8	AS	/319A	Tape Stripper .. .. .	8	ND
/76	Retention Lever C.P. .. .. .	8	BN	/321	Latch Support .. .. .	10	NO
/79	Adjusting Arm C.P. .. .. .	8	BH	/323A	Tape Guide .. .. .	10	NK
/91D	Punch Block Head Sub C.P.	8	BS	/329	Die Plate .. .. .	8	CM
/92D	Punch Block Head Casting C.P. .. .. .	8	BT	S1955A	Dust Cover Unit .. .. .	2	D
/108C	Cover Plate .. .. .	8	CM	1971/33A	Driving Shaft .. .. .	12	M
/109B	Die Plate .. .. .	8	CM	/79	Bearing Block C.P. .. .. .	14	T
/130C	Anvil Bracket C.P. .. .. .	4	C	/81	Coupling C.P. .. .. .	12	H
/132B	Anvil Bracket Casting C.P.	10	A	/82	Coupling Rod .. .. .	12	J
/137	Anvil Rack C.P. .. .. .	10	H	/83	Coupling Flange .. .. .	12	K
/141A	Anvil.. .. .	10	O	/84	Thrust Collar .. .. .	12	Q
/143A	Punch Withdrawing Bracket C.P. .. .. .	10	S	S1976	Perforator Link Unit .. ..	4	A
/147	Throwout Lever C.P. .. .. .	12	AO	/1A	Back Plate .. .. .	12	A
/150	Feed Pawl C.P. .. .. .	10	V	/3	Back Plate C.P. .. .. .	12	A
/156	Selector Bar (Straight) ..	10	K	S2087E	Type N3 or N4 Keyboard Unit .. .. .	2	B
/158	Selector Bar (Bent).. .. .	10	L	2860/8	Lamp Glass .. .. .	2	N
/160B	Back Space Lever C.P. ..	12	AK	/10	Lamp Glass Retaining Bracket .. .. .	2	N
/161B	Back Space Lever Sub C.P.	12	AK	/176A	Perforator Guard .. .. .	4	F
/171	Perforator Trip Bar C.P.	12	D	2865/6	Pillar C.P. .. .. .	2	Y
/174A	Intermediate Shaft Driving Gear C.P. .. .. .	14	W	2869/1	Tape Roll Mounting Plate C.P. .. .. .	14	L
/202A	Keyboard Cover .. .. .	4	A	/8	Retention Clip C.P. .. ..	15	BF
/203	Transfer Bar .. .. .	14	Z	/12	Latch .. .. .	14	AE
/210C	Cover Plate .. .. .	8	CK	/14	Contact Lever C.P. .. .. .	14	U
/211B	Die Plate .. .. .	8	CL	/22	Pivot Block C.P. .. .. .	14	S
/217	Spring Adjuster .. .. .	10	C	/23	Tape Roller .. .. .	14	P
/220A	Trip Lever and Link C.P.	12	G	/33	Buffer Block .. .. .	15	AV
/234	Rack C.P. .. .. .	10	E	/37	Tape Exhaust Alarm Cover	15	BC
				/38	Contact Spring Set C.P. ..	15	AR
				/39	Tape Front Wheel C.P. ..	15	BF

Part No.	Part Name	Page	Index Letters
2869/44	Follower Arm C.P. .. ..	14	M
/45	Tape Rear Wheel C.P. ..	15	BD
/46	Packing Piece.. .. .	2	C
/48	Packing Piece.. .. .	2	C
/49	Tape Wheel Bracket ..	14	B
/50	Retaining Plate .. ..	14	C
/51	Tape Guard Bracket (L.H.)	14	B
/55	Tape Guard Bracket (R.H.)	14	A
/57	Packing Piece.. .. .	2	C
/58	Packing Piece.. .. .	2	C
/63	Cover Guide C.P. .. ..	14	D
/67	Tape Boss .. .. .	15	BD
/75	Roller Support C.P. ..	2	R
/76	Upper Roller Support ..	15	BO
/77	Lower Roller Support ..	15	BP
/78	Tape Guide .. .. .	15	BJ
/80	Tape Tube Support (L.H.)	4	H
/81	Tape Tube Support (R.H.)	4	J
/83	Tape Tube C.P. .. ..	4	G
/85	Cover Guide .. .. .	2	C
/86	Tape Wheel Guard C.P. ..	14	E
/95	Tape Guard Plate .. ..	14	G
/97	Tape Tube Support (R.H.)	4	M
/99	Tape Tube C.P. .. ..	4	G
2902/1A	Driving Shaft C.P. .. ..	12	H
S3702	Standard Friction Feed Page Attachment Unit ..	2	A
S3704	Page Attachment fitted with Sprocket Feed Carriage ..	2	A
S3743	Tape Roll Holder Unit ..	2	C
3785/22A	Cuttings Chute C.P. .. ..	10	CY
/54	Cuttings Box C.P. .. ..	4	D
23926A	Taper Pin.. .. .	6	W8
CT100	Oil impregnated parallel Bush .. .. .	8	AT
<b>BO NUMBERS</b>			
BO2914	Latch .. .. .	4	D
BO2915	Spring Clip .. .. .	4	F
<b>CS NUMBERS</b>			
CS1011	$\frac{3}{32}$ " Set Collar and Screw	{ 12	G
		{ 14	AF
CS1021	$\frac{1}{8}$ " Set Collar and Screw	14	W
CS1043	$\frac{5}{32}$ " Set Collar and Screw	6	N
CS1044	$\frac{5}{32}$ " Set Collar and Screw	6	N
CS1064	$\frac{3}{16}$ " Set Collar and Screw	6	B
CS1067	$\frac{3}{16}$ " Set Collar and Screw	6	W2
<b>EC NUMBERS</b>			
EC1551	Eccentric .. .. .	{ 6	O4
		{ 6	P3
EC1558A	Eccentric .. .. .	10	Q
EC1561	Eccentric .. .. .	10	NK
EC5031	Eccentric .. .. .	10	AF
EC5033A	Eccentric .. .. .	6	AA
EC5034	Eccentric .. .. .	12	AN
EC5040	Eccentric .. .. .	8	BJ
EC5055	Eccentric .. .. .	6	D1
EC5063	Eccentric .. .. .	8	AV
<b>GR NUMBERS</b>			
GR2043	Helical Gear (17 Teeth)..	6	W7
GR2044A	Helical Gear (21 Teeth)..	6	W10
<b>KN NUMBERS</b>			
KN1026	Knurled Screw .. .. .	15	BG

Part No.	Part Name	Page	Index Letters
<b>PB NUMBERS</b>			
PB1035	Set Collar $\frac{5}{16}$ " O.D. x $\frac{11}{64}$ " M.S.	12	AO
PB1095	Spacing Collar $\frac{1}{8}$ " O.D. x $\frac{5}{8}$ " Br.	2	G
PB1216	Pillar .. .. .	2	F
PB1235	Shouldered Bush $\frac{3}{8}$ " O.D. x $\frac{13}{32}$ " Ph. Br. .. .. .	6	AK
PB1241	Shouldered Bush $\frac{11}{32}$ " O.D. x $\frac{7}{32}$ " Ph. Br. .. .. .	6	D
PB2061	Sleeve $\frac{3}{8}$ " I.D. x $\frac{57}{64}$ " ..	14	R
PB4198	Collar.. .. .	2	F
PB4260	Spacing Bush .. .. .	6	R
<b>PF NUMBERS</b>			
PF1104	Felt Plug .. .. .	6	M
<b>PG NUMBERS</b>			
PG2123	Stripper Lift Spring .. ..	8	NB
PG3015	Paper Clip Spring .. ..	2	G
PG3057	Pawl Spring .. .. .	6	K
PG3058	Torsion Spring .. .. .	12	AJ
PG3145	Tension Spring .. .. .	10	NH
PG5036	Compression Spring .. ..	6	AR
PG5059	Compression Spring .. ..	15	BF
PG7029	Tension Spring .. .. .	12	AO
PG7054	Tension Spring .. .. .	14	AQ
PG7074	Tension Spring .. .. .	8	BQ
PG7078	Tension Spring .. .. .	10	NV
PG7100	Tension Spring .. .. .	6	AH
PG7152	Tension Spring .. .. .	10	B
PG7186	Tension Spring .. .. .	10	U
PG7209	Tension Spring .. .. .	14	AD
PG7213	Tension Spring .. .. .	12	F
PG7322	Tension Spring .. .. .	10	AD
PG7345	Tension Spring .. .. .	6	Q
PG7388A	Tension Spring .. .. .	10	NJ
<b>PK NUMBERS</b>			
PK2062	Cable Cleat .. .. .	15	AZ
<b>PL NUMBERS</b>			
PL1401	Key Label .. .. .	12	AK
<b>PN NUMBERS</b>			
PN1001-1	Std. 0 BA Nut .. .. .	15	BD
PN1005-1	Std. 2 BA Nut .. .. .	14	O
		2	M
		2	Y
PN1009-1	Std. 4 BA Locknut .. ..	{ 14	K
		{ 14	AJ
		{ 15	BC
		{ 2	L
		{ 2	Q
		{ 6	Z
		{ 6	AG
		{ 10	NU
		{ 10	AB
PN1013-1	Std. 6 BA Nut .. .. .	{ 14	Z
		{ 14	AC
		{ 14	AM
		{ 14	AP
		{ 15	AU
		{ 15	AY
		{ 15	BG
PN1501-1	Std. 0 BA Locknut .. ..	10	D
PN1505-1	Std. 2 BA Locknut .. ..	4	E
		6	AQ
		8	BA
PN1509-1	Std. 4 BA Locknut .. ..	{ 8	CD
		{ 15	BS
		2	M
PN1513-1	Std. 6 BA Locknut .. ..	{ 2	U
		{ 6	AN

Part No.	Part Name	Page	Index Letters
<b>PN NUMBERS (continued)</b>			
PN1513-1	Std. 6 BA Locknut .. ..	{ 12	AH
		14	L
PN5038	Special Nut .. ..	15	BL
<b>PP NUMBERS</b>			
PP1098	Parallel pin $\frac{3}{32}$ " dia. x $\frac{9}{16}$ "	10	F
PP1158	Parallel pin $\frac{5}{32}$ " dia. x $\frac{9}{16}$ "	14	Q
PP2043	Std. Grooved Pin $\frac{1}{16}$ " dia. x $\frac{3}{8}$ "	12	P
PP2044	Std. Grooved Pin $\frac{1}{16}$ " dia. x $\frac{7}{16}$ "	14	V
PP5520	Threaded pin $\frac{5}{32}$ " dia. x 1"	12	H
PP5523	Threaded pin $\frac{1}{8}$ " dia. x $\frac{15}{16}$ "	{ 12	M
		12	N
PP5534	Flanged pin $\frac{3}{16}$ " dia. x $1\frac{57}{64}$ "	14	N
PP5535	Threaded pin $\frac{3}{32}$ " dia. x $\frac{9}{32}$ "	14	G
PP5536	Threaded pin $\frac{3}{32}$ " dia. x $\frac{13}{16}$ "	{ 14	X
		14	AK
PP5537	Spring Anchor Pin .. ..	{ 14	AA
		14	AN
PP5546	Flanged pin $\frac{5}{16}$ " dia. x $1\frac{19}{32}$ "	15	BD
PP6117	Spring Anchor pin $\frac{3}{16}$ " x $\frac{19}{32}$ "	8	BU
PP6732	Parallel pin $\frac{1}{16}$ " dia. x $\frac{3}{8}$ "	12	L
PP6758	Taper Pin .. ..	12	N
PP6809	Parallel pin $\frac{1}{16}$ " dia. x $\frac{11}{32}$ "	8	NA
PP7609	Shouldered pin $\frac{5}{64}$ " dia. x $\frac{1}{2}$ "	6	J
PP7817	Double Shouldered pin ..	8	AX
PP7884	Shouldered pin $\frac{1}{8}$ " dia. x $1\frac{3}{8}$ "	8	BD
PP8612	Flanged pin $\frac{11}{64}$ " dia. x $1\frac{5}{8}$ "	6	D1
PP8615	Flanged pin $\frac{1}{8}$ " dia. x $\frac{3}{16}$ "	8	BP
PP8841	Flanged pin $\frac{3}{16}$ " dia. x $1\frac{3}{16}$ "	15	BK
<b>PS NUMBERS</b>			
PS1300-1	Std. 2 BA x $\frac{5}{16}$ " Ch.Hd.M.S.	2	M
PS1354-1	Std. 2 BA x $\frac{5}{8}$ " Ch.Hd.M.S.	4	C
PS1479-1		2	Y
PS1671-1	Std. 4 BA x $\frac{5}{16}$ " Hex.Hd.M.S.	4	N
PS1676-1	Std. 4 BA x $\frac{1}{4}$ " Ch.Hd.M.S.	{ 14	F
		14	J
		15	BD
PS1678-1	Std. 4 BA x $\frac{1}{4}$ " c/sk Hd.M.S.	{ 8	BC
		14	L
PS1680-1	Std. 4 BA x $\frac{1}{4}$ " rd.Hd.M.S.	14	H
PS1687-1	Std. 4 BA x $\frac{5}{16}$ " Ch.Hd.M.S.	{ 15	BA
		15	O
PS1691-1	Std. 4 BA x $\frac{5}{16}$ " rd. Hd. M.S.	{ 2	M
		15	BO
PS1694-1	Std. 4 BA x $\frac{3}{8}$ " Ch.Hd.M.S.	{ 4	C
		10	Z
PS1696-1	Std. 4 BA x $\frac{3}{8}$ " c/sk.Hd.M.S.	4	F
PS1708-1	Std. 4 BA x $\frac{7}{16}$ " Ch.Hd.M.S.	14	B
PS1717-1	Std. 4 BA x $\frac{1}{2}$ " Ch.Hd.M.S.	{ 4	D
		10	G
PS1737-1	Std. 4 BA x $\frac{3}{8}$ " Hex.Hd.M.S.	14	C
PS1740-1	Std. 4 BA x $\frac{5}{8}$ " Ch.Hd.M.S.	6	D1
PS1757-1	Std. 4 BA x $\frac{1}{2}$ " Hex.Hd.M.S.	4	K
PS1769-1	Std. 4 BA x $\frac{3}{4}$ " Hex.Hd.M.S.	2	C
PS1777-1	Std. 4 BA x $\frac{7}{8}$ " Ch.Hd.M.S.	4	A
PS1793-1	Std. 4 BA x 1" Ch.Hd.M.S.	8	BR
PS1843-1		2	F
PS2042-1	Std. 6 BA x $\frac{5}{32}$ " Ch.Hd.M.S.	10	CY
PS2045-1	Std. 6 BA x $\frac{3}{16}$ " Ch.Hd.M.S.	15	BC

Part No.	Part Name	Page	Index Letter
<b>PS NUMBERS (continued)</b>			
PS2061-1	Std. 6 BA x $\frac{1}{4}$ " Ch.Hd.M.S.	{ 2	S
		4	F
		8	CP
		10	NP
		10	NB
		10	NE
		12	AM
		14	L
		2	K
PS2063-1	Std. 6 BA x $\frac{1}{4}$ " c/sk.Hd.M.S.	{ 4	D
		12	C
		2	C
PS2077-1	Std. 6 BA x $\frac{5}{16}$ " Ch.Hd.M.S.	{ 4	M
		8	BM
		15	AS
PS2082-1	Std. 6 BA x $\frac{5}{16}$ " rd.Hd.M.S.	2	O
PS2093-1		10	R
PS2109-1	Std. 6 BA x $\frac{7}{16}$ " Ch.Hd.M.S.	10	J
PS2125-1	Std. 6 BA x $\frac{1}{2}$ " Ch.Hd.M.S.	{ 8	CF
		8	CN
		10	P
		12	AO
		15	AW
PS2136-1	Std. 6 BA x $\frac{1}{2}$ " Cap.Hd.M.S.	14	T
PS2137-1	Std. 6 BA x $\frac{1}{2}$ " Hex.Hd.M.S.	2	C
PS2173-1	Std. 6 BA x $\frac{11}{16}$ " Ch.Hd.M.S.	14	X
PS2221-1	Std. 6 BA x $\frac{7}{8}$ " Ch.Hd.M.S.	6	X
PS2253-1	Std. 6 BA x 1" Ch.Hd.M.S.	6	X
PS2430-1	Std. 8 BA x $\frac{1}{8}$ " Ch.Hd.M.S.	12	AO
PS2445-1	Std. 8 BA x $\frac{3}{16}$ " Ch.Hd.M.S.	8	NC
PS2477-1	Std. 8 BA x $\frac{5}{16}$ " Ch.Hd.M.S.	10	NL
PS4583	Std. $\frac{5}{16}$ " 22 T.P.I. B.S.F. x $\frac{3}{4}$ " Ch.Hd.M.S. .. ..	2	B
PS5301	Special 6 BA x $\frac{1}{2}$ " fil. Hd. M.S. .. ..	10	AA
PS5367	Cover Fixing Screw .. ..	4	A
PS5544A	Special 6 BA Shouldered Screw .. ..	10	T
PS5627	Shouldered Screw 2 BA x $1\frac{13}{16}$ "	2	Y
PS5636A	Pivot Screw 2 BA x $\frac{1}{4}$ "	8	NE
PS5637	Eccentric Screw 6 BA ..	10	NR
PS5640	Shouldered Screw 6 BA x $\frac{3}{8}$ "	10	NH
PS5716	Special 6 BA Cap.Hd.Screw	6	S
PS5721A	Special 6 BA Cap.Hd.Screw	{ 6	O3
		6	P5
PS6850	Special 4 BA Inst.Hd.Screw	4	A
PS7006	Special 6 BA x $\frac{1}{4}$ " M.S.Screw	15	BE
PS7022	Special 4 BA Screw ..	8	AU
<b>PW NUMBERS</b>			
PW1005-1	Std. 2 BA M.S. Washer ..	{ 2	M
		4	E
		2	C
		2	M
		2	W
		4	A
		4	D
PW1009-1	Std. 4 BA M.S. Washer ..	{ 4	M
		4	P
		6	AO
		8	AY
		14	B
		14	C
		14	F

Part No.	Part Name	Page	Index Letters		
<b>PW NUMBERS (continued)</b>					
PW1009-1	Std. 4 BA M.S. Washer ..	14	K		
		15	BB		
		15	BN		
		15	BO		
		15	BT		
		2	C		
		2	P		
		2	T		
		4	F		
		4	M		
		6	O3		
		6	P4		
		6	AE		
		6	AL		
PW1013-1	Std. 6 BA M.S. Washer ..	8	BK		
		10	NT		
		10	ND		
		10	NF		
		10	AC		
		14	Z		
		14	L		
		14	Y		
		15	AT		
		15	AX		
		15	BC		
		15	BG		
		10	NN		
		PW1017-1	Std. 8 BA M.S. Washer ..		
PW2002	Std. 0 BA S.C. Spring Washer .. .. .				
PW2013	Std. 2 BA S.C. Spring Washer	15	BD		
		4	C		
		4	E		
		2	C		
		4	L		
		4	O		
		14	B		
		14	C		
		14	F		
		14	AH		
PW2025	Std. 4 BA S.C. Spring Washer	14	BM		
		15	BO		
		15	BR		
		15	M		
		2	X		
		2	A		
		PW2026	Std. 4 BA S.C. Spring Washer	4	D
				4	AP
				6	AZ
				8	C
				2	F
				4	M
				4	O3
				6	P4
6	Y				
6	AF				
PW2037	Std. 6 BA S.C. Spring Washer	6	AM		
		6	NC		
		10	NS		
		10	AG		
		12	Y		
		12			
		14			
		14			

Part No.	Part Name	Page	Index Letters
<b>PW NUMBERS (continued)</b>			
PW2038	Std. 6 BA S.C. Spring Washer	8	BL
		14	AB
		14	AL
		14	AO
		10	NM
PW2050	Std. 8 BA S.C. Spring Washer	10	
PW4031	Std. 5/16" S.C. Spring Washer	2	B
PW5021	Special Washer 1/8" I.D. M.S.	14	V
PW5053	Special Washer 3/16" I.D. M.S.	4	C
PW5080	4 BA Packing Washer 9/64" I.D. M.S.	2	F
PW5092	Special Washer 5/32" I.D. M.S.	4	A
PW5199	Special Washer 3/16" I.D. Spring Steel .. .. .	6	L
		6	C
PW5205	Special Washer 1" O.D. M.S.	2	
PW5224	Special Washer 1 5/32" O.D. M.S.	6	W5
		14	R
PW5226	Special Washer 1/4" I.D. M.S.	6	M
PW5241	Special Washer 1 1/32" I.D. M.S.	6	W3
PW5262	Thrust Washer 3/16" I.D. M.S.	14	U
PW5507	Special Washer 1/8" I.D. Spring Steel	8	BF
		8	
PW5508	Special Washer 1/8" I.D. Spring Steel	8	BG
PW5560	Special Washer 5/32" I.D. M.S.	2	F
PW5561	Special Washer 5/32" I.D. 3/4" O.D. M.S.	2	F
		10	NG
PW5632	Spacing Collar 3/8" O.D. M.S.	10	NG
PW5649	Special Washer 9/32" O.D. M.S.	10	NG
<b>RL NUMBERS</b>			
RL 1049	Roller .. .. .	8	BO
RL 1052A	Roller .. .. .	8	AW
RL 1118	Roller .. .. .	8	BE
RL 1147		2	V
		15	BH